



UT-P125-20W 隔离型 DC-DC转换器说明书

一、概述

UT-P125-20W 是一款宽输入范围、高效、高可靠性、输入和输出间电气隔离的DC-DC电源转换器。UT-P125-20W具有完善的保护功能，适用于通信、及数据中心机房的应用。

二、特点

- ◎ 宽输入电压范围：20VDC~60VDC
- ◎ 满载效率高：86%典型值
- ◎ 保护功能齐全
- ◎ EMC：耐5000V雷击；输入输出EMI，辐射达标，SAFETY 隔离
- ◎ 兼容导轨安装方式
- ◎ 铝合金外壳，75℃环境无风自然对流散热

三、技术指标

◎ 输入

输入电压范围：20~60VDC
保护：输入欠压保护，输入过压保护，浪涌保护，极性反接保护，过温保护。

◎ 输出

输出电压：12.7VDC±5%
额定输出电流：1.6A
转换效率：86% 典型值. @ 满载
纹波和噪声：250mVp-pmax
保护：过流保护，短路保护

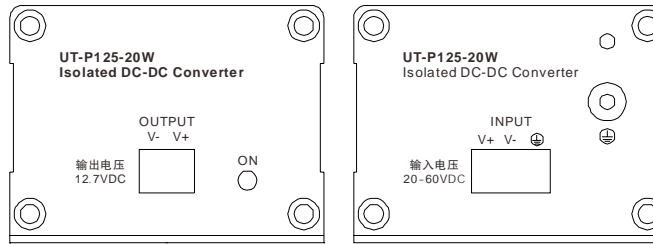
◎ 环境条件

工作环境：-40℃~75℃，20%~90% RH无凝露
储存环境：-40℃~85℃，10%~90% RH无凝露
海拔：海拔高度3000米时，最高工作环境温度 ≤55℃，随着海拔高度降低，最高工作环境温度将逐渐递增，但不能超过75℃。

◎ 外形尺寸

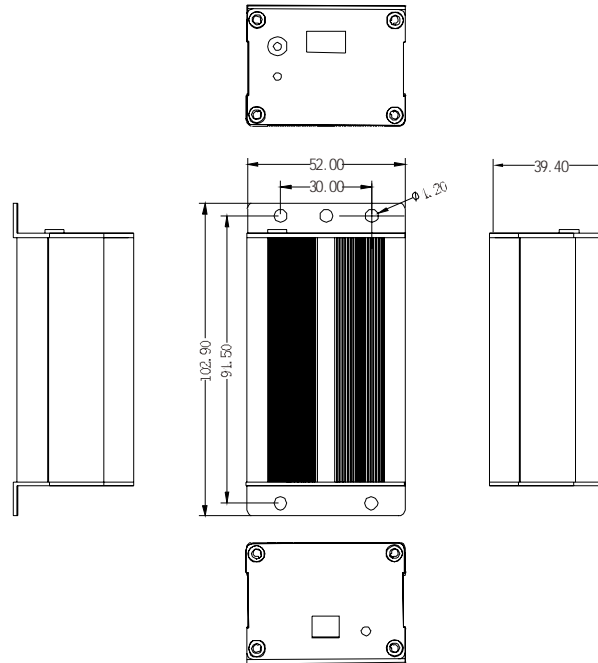
103mm*52mm*41mm (长*宽*高)

四、端子定义



输入	PE	保护地，PE端子连接到接地系统。
	V-	输入负极(在-48V电源系统中，连接-48V)
	V+	输入正极(在-48V电源系统中，连接0V)
输出	V-	输出负极
	V+	输出正极

五、外形尺寸



注意：

接线时应确保上级电源已关闭防止短路或者触电。安装在空气流通良好、利于散热，并且防雨，防尘，无盐雾影响。PE端子应连接到接地系统。

保修条款

产品保修一年，自产品购买之日开始计算。以下状况不在保修之列：产品使用不当造成的损坏，或人为损坏。本手册内容和产品技术指标可能在未预先通知情况下被修改。



UT-P125-20W Isolated DC-DC Converter User Manual

I. Overview

UT-P125-20W is a wide input range, high efficiency, high reliability, galvanically isolated DC-DC power converter. UT-P125-20W has complete protection functions and is suitable for communication and data center room applications.

II. Features

- ◎ Wide Input Range: 20VDC~60VDC
- ◎ High Efficiency: 86% Typi.
- ◎ Complete Protection Functions
- ◎ EMC: Surge=5000V; EMI meet to En55032; Isolate between input and output.
- ◎ Easy compliance to a trail rack assembly
- ◎ 75°C Ambient temperature and no fan heatsink

III. Specification

◎ Input

Input voltage: 20~60VDC
Protection: input UVP, input OVP, input surge, reverse input polari, OTP。

◎ Output

Output voltage: 12.7VDC±5%
Rate output current: 1.6A
Efficiency: 86% Typi. @ Full load
Ripple & noise: 250mVp-pmax
Protection: OCP, Short Circuit

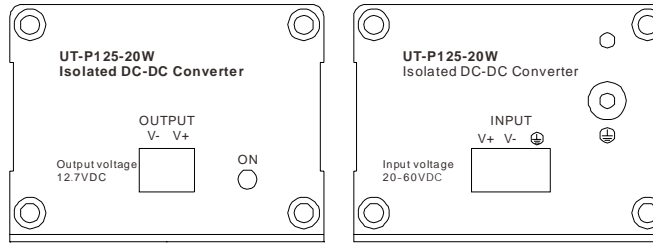
◎ Ambient condition

Operation ambient: -40°C~75°C, 20%~90%
RH noncondensing
Storage ambient: -40°C~85°C, 10%~90%
RH noncondensing
Height: >3000 meters, operation ambient ≤55°C,
following height goes lower, 55°C ≤ta ≤75°C。

◎ Dimension

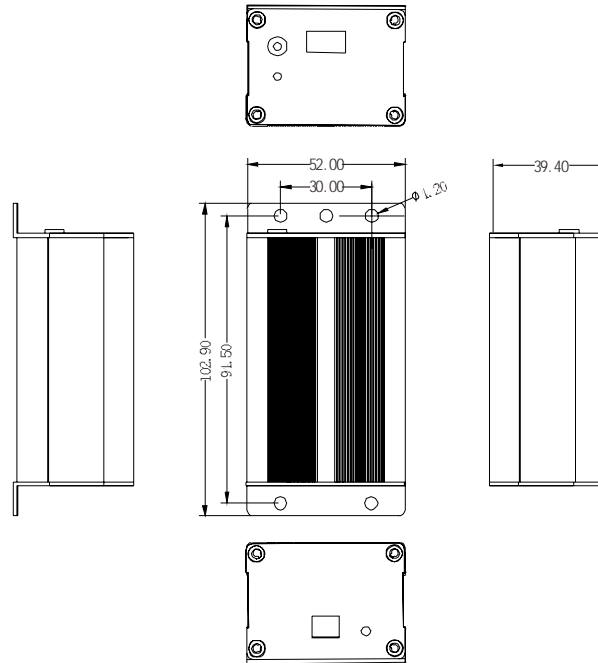
103mm*52mm*41mm

IV. Terminal definition



Input	PE	Protect Earth
	V-	Negative input(connect to-48Vin-48V power system)
	V+	Positive input(connect to 0Vin-48V power system)
Output	V-	Negative output
	V+	Positive output

V. Dimension



Attention:

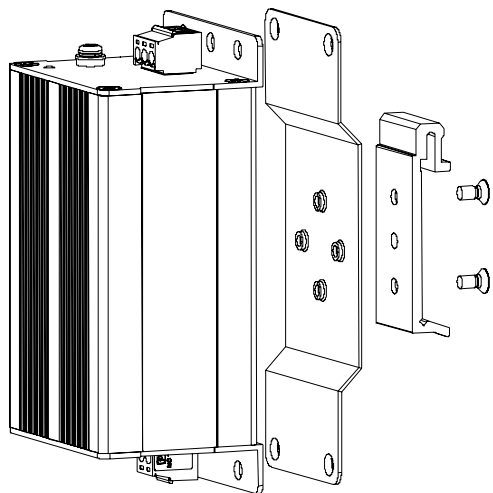
Before wiring to make sure them source power be turned off. The installation has good air circulation, conducive to heat dissipation, and is rainproof, dustproof, and has no salt spray influence. The PE terminals should be connected to the grounding system.

Warranty

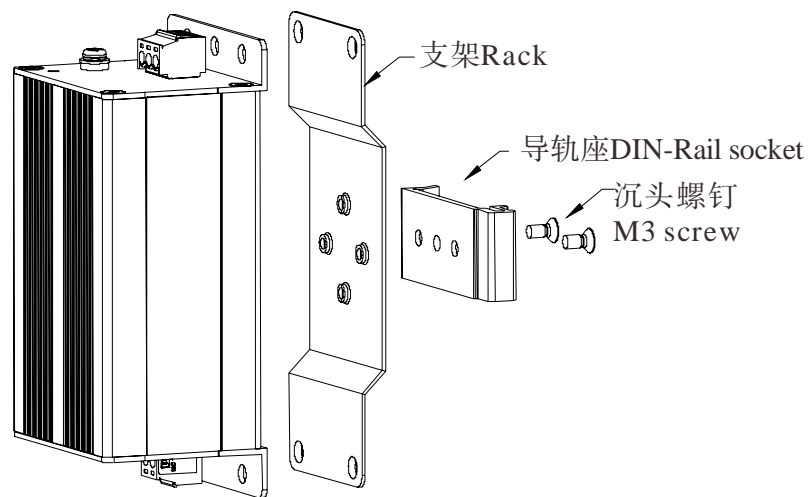
The warranty period of this product is one year commencing from the date of purchase. The warranty service does not cover damages arising from improper use of the product or man-madedamages.

UTEK All Rights

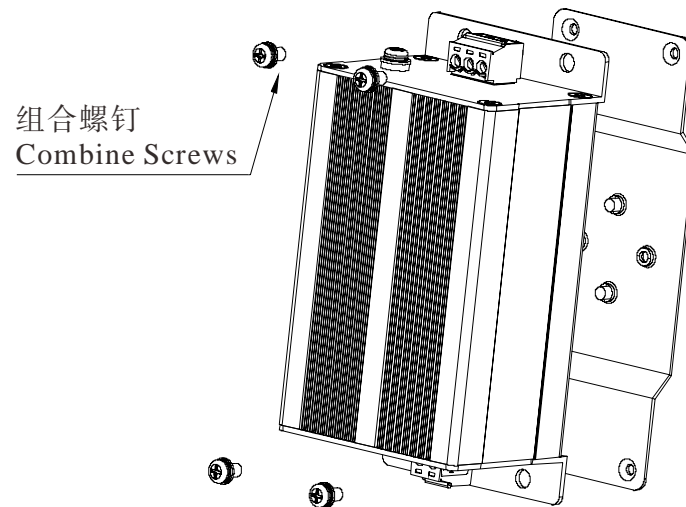
安装示意图 Installation diagram



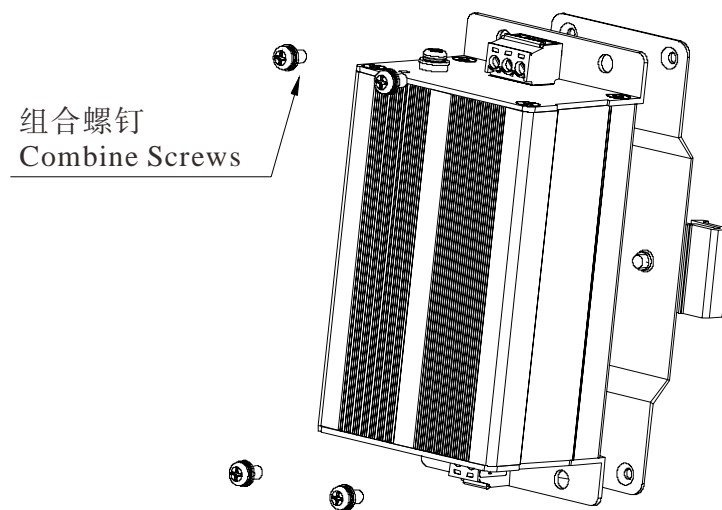
通过两个沉头M3螺钉，将导轨座固定到支架上
Using 2Pcs M3 screws to fix rail socket on the Metal Rack.



通过两个沉头M3螺钉，将导轨座固定到支架上
Using 2Pcs M3 screws to fix rail socket on the Metal Rack.



通过四个组合M3螺钉，将支架固定到外壳上。
Using 4 Pcs M3 screws to fix the Rack on the Unit Box.



通过四个组合M3螺钉，将支架固定到外壳上。
Using 4 Pcs M3 screws to fix the Rack on the Unit Box.